


THE HAPPY WAY TO SWAB CHILDREN

for Respiratory Viruses



Rhinoswab Junior delivers comfort, reliability and performance, enhanced by novel features that reduce the fear and distress associated with the use of respiratory swabs for children aged 4 years and over.



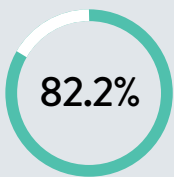
STUDY REVEALS CHILDREN, PARENTS AND NURSES PREFER RHINOSWAB JUNIOR WHEN SWABBING for Respiratory Viruses



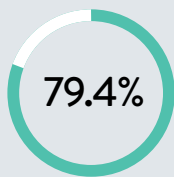
Interim results of a clinical trial conducted at Murdoch Children's Research Institute (MCRI) /Melbourne Children's Trial Centre with 254 children aged 4-18 years¹, showed that Rhinoswab Junior met its primary efficacy endpoint and demonstrated laboratory equivalence (96.2% sensitivity) when compared to the current standard of care combined throat and nose swab.

A user experience survey undertaken as part of the trial showed overwhelming preference for Rhinoswab Junior amongst children, their parents and the nurses.

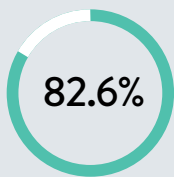
Rhinoswab Junior was chosen by children and their parents as their preferred swab for future tests and by nurses as the the swab that offered the better experience for the children.



CHILDREN PREFER
Rhinoswab Junior



PARENTS PREFER
Rhinoswab Junior



NURSES SAY
Rhinoswab offers a better experience for 82.6% of children

DESIGNED FOR CHILDREN

✓ FDA, MHRA & TGA LISTED, CE MARK

☆ CLINICALLY VALIDATED¹, superior self sample collection

💧 RAPID ANTIGEN and PCR compatible


✍️ REDUCES FEAR AND ANXIETY in children and their parents over testing

⚡ EMPOWERS CHILDREN to take their own sample under adult supervision

♥️ LESS INTRUSIVE, more comfortable & pain free

😊 CHILD FRIENDLY novelty feature adds fun & distraction

¹Tosif S, Lee L, Nguyen J, Overmars I, Selman C, Grobler A, McMinn A, Waller G, McNab S, Jarvis T, Steer A, Babi F, Daley A, Crawford N, A novel anterior nasal swab to detect respiratory viruses. In: Communicable Diseases & Immunisation Conference 2022; 20-22nd June, Sydney.



SUPPORT FOR NASAL SELF-SWABBING IN CHILDREN for Respiratory Viruses

The following studies validate the adequacy of both self-swabbing by children and parental swabbing of children for respiratory samples collected from the anterior nares.

The benefits of these approaches include less distress and greater comfort for children and lower risk of infection to health care workers during sample collection.

▶ ADEQUACY OF NASAL SELF-SWABBING FOR SARS-COV-2 TESTING IN CHILDREN

“Children, aged 4-14 years-old, can provide adequate AN specimens for SARS-CoV-2 detection...”

medRxiv
THE PREPRINT SERVER FOR HEALTH SCIENCES

Jesse J. Waggoner, Miriam B. Vos, Erika A. Tyburski, Phuong-Vi Nguyen, Jessica M. Ingersoll, Candace Miller, Julie Sullivan, Mark Griffiths, Cheryl Stone, Macarthur Benoit, Laura Benedit, Brooke Seitter, Robert Jerris, Joshua M. Levy, Colleen S. Kraft, Sarah Farmer, Amanda Foster, Anna Wood, Adrianna L. Westbrook, Claudia R. Morris, Usha N. Sathian, William Heetderks, Li Li, Kristian Roth, Mary Barcus, Timothy Stenzel, Greg S. Martin, Wilbur A. Lam MARCH 9, 2022 ▶ <https://www.medrxiv.org/content/10.1101/2022.03.07.22270699v1.full-text>

▶ FEASIBILITY OF SPECIMEN SELF-COLLECTION IN YOUNG CHILDREN UNDERGOING SARS-COV-2 SURVEILLANCE FOR IN-PERSON LEARNING

“Mastery of self-collected lower nasal swabs is possible for children 5 years and older.”

JAMA Network | Open™

Jonathan Altamirano, MS1,2; Marcela Lopez, BA1; India G. Robinson, BS1; et al JAMA Netw Open. 2022;5(2):e2148988. doi:10.1001/jamanetworkopen.2021.48988. FEBRUARY 17, 2022 ▶ <https://jamanetwork.com/journals/jamanetworkopen/fullarticle/2789128>

▶ COLLECTION BY TRAINED PEDIATRICIANS OR PARENTS OF MID-TURBINATE NASAL FLOCKED SWABS FOR THE DETECTION OF INFLUENZA VIRUSES IN CHILDHOOD

“Mid-turbinate nasal flocked swabs specifically designed for infants and children can be used by parents without reducing the influenza virus detection rate.”

Virology Journal 

Susanna Esposito, Claudio G Molteni, Cristina Daleno, Antonia Valzano, Claudia Tagliabue, Carlotta Galeone, Gregorio Milani, Emilio Fossali, Paola Marchisio & Nicola Principi. Virology Journal volume 7, Article number: 85 (2010) APRIL 30, 2010
▶ <https://virologyj.biomedcentral.com/articles/10.1186/1743-422X-7-85>